COMPLIMENTARY

SONOMA COUNTY

HORSE JOURNAL

PUBLISHED BY THE SONOMA COUNTY HORSE COUNCIL



VOLUME 23 | ISSUE 3 | SUMMER 2024

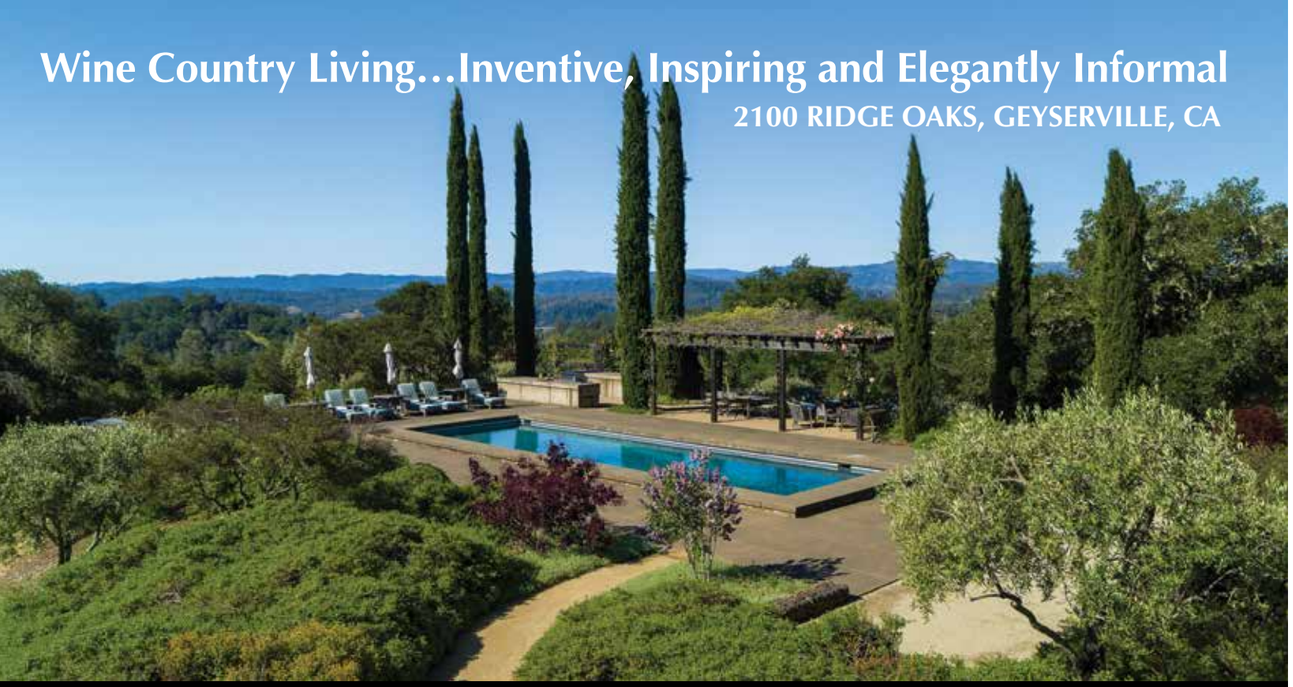







THIS SIGNIFICANT SONOMA COUNTY RANCH sits amongst the foothills of the Mayacamas Mountains on 126± acres of unparalleled beauty, consummate style and unending views. Designed by acclaimed architect Ned Forrest, this collaborative fusion of classic Tuscan inspired architecture and modern design elements is simply unmatched in excellence. Modern California living…inventive, inspiring, and elegantly informal. Close proximity to Healdsburg, Hwy 101 and Sonoma, Napa and Marin County's vast and cultural resources including world class restaurants and wineries. The ranch is a secluded gem reminiscent of a Tuscan villa with all the modern conveniences, resort like setting and amenities combined with the essence of a wine country ranch.

COLDWELL BANKER REALTY

Offered at $9,900,000

www.2100RidgeOaks.com

Jennifer Knef
WINE COUNTRY & EQUESTRIAN ESTATES

707.483.7345 c
JKnef@cbnorcal.com
JenniferKnef.com
DRE#01503867



THE HORSE JOURNAL EDITORIAL COMMITTEE

MANAGING EDITOR
Patti Schofler
schc.pschofler@gmail.com

DESIGN
Kari Ontko
kari.ontko@comcast.net

COPY EDITORS
Eileen O'Farrell
Shelley Ford

PHOTOGRAPHY
Hannah Beebe
www.HannahBeebePhotography.com

Marcie Lewis
marcielewisphotography@gmail.com

PRINTING
AD-Vantage Marketing, Inc.
ad-vantagemarketing.com

SCHC BOARD OF DIRECTORS

PRESIDENT
Henry Beaumont
president@sonomacountyhorsecouncil.org

VICE PRESIDENT
Sahar Bartlett
vicepresident@sonomacountyhorsecouncil.org

SECRETARY
Elizabeth Palmer
schc.epalmer@gmail.com

DIRECTORS
Diana Hughes
Kim Murphy
Sarah de Sanz
Tracy Underwood



Sonoma County Horse Journal

Four-Time American Horse Publications National Award Winner

Sonoma County Horse Council
PO Box 7157
Santa Rosa, CA 95407

2024 © Sonoma County Horse Council. All rights reserved. The Sonoma County Horse Council is a non-profit volunteer organization. Every effort has been made to ensure the accuracy of this publication. It is published for informational purposes only and has been written and edited in good faith with no willful, negligent, malicious, or fraudulent activity in mind. Please contact us with any errors or omissions so that corrections may be made in future publications.

SONOMA COUNTY
HORSE JOURNAL
Published By The Sonoma County Horse Council
Home Of The Equus Awards

VOLUME 23 | ISSUE 3 | SUMMER 2024

4 CONTRIBUTORS

5 PRESIDENT'S MESSAGE

6 NEWS & NEWSWORTHY

10 DELIVERY OF A MIRACLE FOAL
TARA GOOD-YOUNG

14 MY GREAT GOOD FORTUNE TO WORK IN THE NATIONAL PARKS WITH HORSES & MULES
GINA RUTH

18 BEYOND MINT JULEPS
SUSIE BANTA

20 10 TIPS FOR CREATING PORTRAITS OF HORSES & THEIR PEOPLE
ANWYN CUNHA

24 NUTRITIOUS SNACKS AND HOW TO TRAVEL WITH THEM

28 CALIFORNIA STOCK HORSES
BRUCE SANDIFER

33 DO HORSES GET CANCER?
MICHELLE BEKO, DVM

34 GONE AWAY









CONTACT US
info@sonomacountyhorsecouncil.org

CONTRIBUTORS



TARA GOOD-YOUNG is a 30-year Sonoma County resident, healthcare operations specialist, and passionate returning equestrian. Introduced in the last three years to riding and showing American Saddlebreds in saddle seat English pleasure classes, she advocates for the breed as vice president of the Northern California American Saddlebred Association, as well as an owner and future breeder of these magnificent animals. Her love of caring for and riding horses began at an early age, raised on western trail and employing gentling techniques with Mustangs in rural northern Nevada where she grew up.



GINA RUTH Gina Ruth is a hunter/jumper trainer who specializes in starting and developing young horses, as well as working with horses experiencing behavioral challenges. Gina's style draws on diverse equestrian traditions and emphasizes shared communication between horses and riders. Gina teaches and trains at Hawkwood Hill Farm in Petaluma. www.openwaterfarms.org



ANWYN CUNHA grew up in Marin County Pony Club at Vanishing Point Ranch in Bolinas. From there she grew a love for eventing and equine photography. When she's not working, or with her own horse, she fills the remainder of her time with photography. While on a gap year, she has taken photos in Wellington at WEF, Joshua Tree, Tahoe and our local Bay Area. To find out more you can follow along on instagram @Anwyncphotography.



ON THE COVER
PHOTO BY HANNAH BEEBE
Handsome Morgan Knighthawk was right for the job: a mounted patrol horse at Point Reyes National Seashore with his partner, Chief Ranger Julie Byerly, whose job with the National Park Service has run from chasing drug smugglers on the U.S. border to community outreach for the benefit of wildlife.

Here, Knighthawk and Julie patrol the secluded Limantour Beach. Julie and her rangers at Point Reyes inspect and protect 70,000 acres, 80 miles of wild, undeveloped coastline, and 40,000 acres of wilderness. She needs a horse that is calm and confident and will stand for however long the ranger needs to answer a hiker's questions or to take off in an instant because someone up the trail is injured. Also, the horse needs to represent the Park Service on a day of community building.



SUSIE WEAVER BANTA is a transplant from the East Coast, making Petaluma her home five years ago. She is a life-long amateur hunterjumper rider with a career in human resources, including 17 years at Pricewaterhouse-Coopers. For many years she was fortunate to be a pioneer of working remotely, allowing her to compete in Florida and the northeast. Now retired, she rides, writes, and is a volunteer mediator with Recourse Mediation Services at the Sonoma Superior Court.



KIMBERLY MALLOOMIAN is an avid amateur equestrian and a registered dietitian. Her private consulting firm, Kimba's Kitchen, offers medical nutrition therapy, weight management strategies, and wellness services for individuals or companies nationwide. She is a contributor to HorseGrooms with her series, "The HorseGrooms' Guide to Nutrition," which focuses on areas grooms can improve their nutritional wellness.



BRUCE SANDIFER was raised around Avon, Montana, and now raises bridle horses and teaches hackamore and spade horsemanship. While spending 25 years working on large ranches throughout the western United States and Canada as a working cowboy/buckaroo, he developed a great interest in the California stock horse and learned as much as he could about the system. Once he started teaching the system to others, he realized a need to keep this valuable horse-friendly way of working alive. That is when he started the Californio Bridlehorse Association, a group dedicated to keeping these traditional practices alive for future generations. www.californiobridlehorseassociation.com



MICHELLE BEKO, DVM has been an equine veterinarian since 1991. She enjoys spending time with her husband and daughter as well as doing dressage and jumping with her horse Ranger. You can reach her at Empire Equine at 707- 545-3909, empire-equine.com

DO YOU WANT TO WRITE FOR THE *HORSE JOURNAL*?
OR SEE YOUR PHOTOS IN PRINT?
Contact Patti Schofler at schc.pschofler.com

President's Message



JOHN O'HARA PHOTOGRAPHY

With an enjoyable spring in the rearview mirror, summer has rolled in with some predictable heat. Equine activity is up with competitive events and organized rides. The Back Country Horsemen of California, North Bay Unit-Santa Rosa, reconstituted the R & R Ranch Ride in Potter Valley the last weekend in May after a six-year hiatus due to COVID-19 and the sale of the property. James "Howdy" Kelley, Denise Gilseth, Dan Horn, and others worked with the new property owners and organized a ride reminiscent of days gone by, which was enjoyed by all. Congratulations on raising a fun event from the dead.

Early May brought us the Equus Awards, the Horse Council's biennial celebrating members of our community. About two hundred people gathered at the Friedman Center in Santa Rosa on a warm Saturday evening to pay tribute to Margaret Manion, Jamie Kerr, Tom Parsons, David Lawson, and Charlotte the Wonder Pony. The awards program gave everyone a chance to hear about the interests of each of the honorees and how horses have impacted their lives. All in all, it was a terrific evening, and thanks go out to your Horse Council board members and many others who worked very hard to produce an event worthy of our collective pride.

The Horse Council is once again partnering with the Sonoma County Fair to create the enlightening and entertaining equine event *Carousel of Horses*, which will be presented on Sunday, August 4, from 12:30 to 4:30 p.m.

The show will include barrel racing, vaulting, jumping, dressage, driving, drill team, western, English, and quadrille, according to SCHC Board member Tracy Underwood, who is coordinating the event. Come out to the fair and support your friends and neighbors who will be performing. Bring ones who don't really know that much about horse activities and get them excited about our equine world. And you might learn something, too.

The Fair has several exciting horse-related events, including the horse show for which the Horse Council is sponsoring awards. Moreover, the Fair features Liberté, an incredible equine-based show produced by Sylvia Zerbini, the acclaimed trainer of Cavalia and other shows.

The Sonoma County Fair recognizes the value of equine-related demonstrations, competition, and entertainment. This is horse country, and it's fun to have the Fair celebrating that aspect of Sonoma County.

Happy Trails, Henry Beaumont

OPEN
EVERY DAY
10-5

Close to the beautiful beaches & trails of Point Reyes National Seashore



PURVEYOR FOR YOUR GLOBAL & LOCAL ADVENTURES!
English
Western
Endurance
Australian
Saddlery
& Equipment
Clothing
Footwear
Socks
Hats
Belts
Scarves
Jewelry
Books
Toys
Gifts
Backpacks
Housewares
Pet Supplies

CABALINE
COUNTRY EMPORIUM & SADDLERY

We are very grateful for your 46 years of patronage!

11313 State Route One
Point Reyes Station
415.663.8303
info@cabaline.com
www.cabaline.com

SONOMA MARIN
VETERINARY SERVICE

AMBULATORY SERVICES INCLUDE:
– 24/7 Emergency Service & Wellness Care
– Prepurchase Exams / Lameness Exams
– Power Dentistry / EOTRH Evaluation / Treatment
– Dental Endoscope / 3m Gastroscope
– Extracorporeal Shockwave
– Digital Radiography & Digital Ultrasound
– PRP / IRAP / Prostride
– Serum Amyloid A

NATHAN KEEFER, M.S., D.V.M.
SEAN HARDCASTLE, D.V.M.
JILL THORNTON, D.V.M.
HANNAH GREENE, M.A., D.V.M.

COMPLETE LARGE ANIMAL CARE SERVING SONOMA AND MARIN COUNTIES

FRIENDLY RELIABLE SERVICE **Call for an appointment!**
707-763-1222 • 415-892-5893
ANIMAL HEALTH SUPPLY STORE HOURS
Monday-Friday 8-5 and Saturday 8-12
1120 Industrial Avenue, Suite 13+14, Petaluma
sonomamarinvet.com

GREATS!

This little bitty *Horse Journal* won second and third place for the American Horse Publications Media Awards, this time with both two covers, and our managing editor won. It's so fun. We are listed with the biggies.



2ND PLACE
EQUINE MEDIA
COVER PAGE DESIGN
Summer 2023 Cover
Kari Ontko, Artist and Designer
Patti Schofler, Managing Editor



3RD PLACE
EQUINE MEDIA
COVER PAGE DESIGN
Fall 2023 Cover
Kari Ontko, Designer
Kelly Kennelly, Photographer
Patti Schofler, Managing Editor

1ST PLACE
FREELANCE WRITER EQUINE JOURNALISM
The Story of the Colt Named Kurt
Patti Schofler, Author
Published in Chronicle of the Horse, Untacked

The article "The Life of an EVAC Driver" appeared in the *Horse Journal* Summer 2023 issue and was a finalist.



PILATES APP ADDRESSES RIDER CHALLENGES

PilatesEQ is a user-friendly, free app that helps riders of all levels and disciplines achieve balance, strength, and mobility both in and out of the saddle. "PilatesEQ recognizes the distinct physical challenges facing riders, such as overcoming injuries, weaknesses, asymmetries, and compensation patterns between horse and rider," explained **Abby Hanc**, certified Pilates teacher, lifelong equestrian, and designer of PilatesEQ.

"When these challenges are not addressed, they can create pain, instability, dysfunctional movement patterns, weakness in the rider, and even lameness in the horse. With a comprehensive library of Pilates exercises tailored specifically for equestrians, the app empowers riders to address these issues head-on," said Abby.

"The PilatesEQ series of exercises addresses the areas that riders need to focus on such as core strength, proprioception skills, shoulder stabilizers, hip mobility, ankle stability, general mobility and stability in the saddle, and overall symmetry. With regular use, riders can expect improvements in their riding posture, the effectiveness of aids, their (and their horses) symmetry, balance, comfort, and overall performance," said Abby.

Found at www.pilates.com, PilatesEQ brings Pilates training directly to the smartphone or tablet with free easy-to-follow videos, audio instructions, and customizable workout plans.



Honorees celebrate at the 2024 SCHC Equus Awards Gala Dinner: Katie Moore, Margaret Manion, Tom Parsons, Jamie Kerr, and David Lawson.

PHOTO BY ROBERT PIERCE

THANK YOU SO MUCH TO OUR TERRIFIC SPONSORS WHO MADE THE SCHC EQUUS AWARDS GALA SUCH A SPECIAL EVENT

Sarah de Sanz and Greg Miller
Kim Murphy & DeWayne White
Mary Jo Tisor Kaplan
Petaluma Equine
Annadel Builders
Elaine Bell Catering
Encore Events Rentals
Honig Vineyard & Winery
AD-Vantage Marketing
Robert Pierce Studios



HORSES AND CATS

When cats live in unsafe places, **Forgotten Felines of Sonoma County** will relocate them to properties such as barns or gardens where they can work, be cared for, and lead happier, healthier lives.

"We are always looking for homes for these cats, and it seems folks with horses are a good fit," said Heidi Fanacone, barn cat coordinator at Forgotten Felines, mainly a spay/neuter organization for unowned cats.

"These outdoor cats help with rodent control and they are great to just have around."

Forgotten Felines practices a humane method of curbing cat overpopulation called Trap-Neuter-Return (TNR). In this method, cats are altered, vaccinated, given medical attention, microchipped, ear-tipped for visual identification, and returned to their homes.

If the cats are in a dangerous living situation, perhaps where their habitat is being destroyed by construction or a caretaker has moved or passed away, Forgotten Felines will look for people to adopt the displaced cats that are best suited for a rural or garden setting.

To adopt a barn and garden cat, prospects can fill out an application found at www.forgottenfelines.com/outdoors.

SAFER CLOSES THE BARN DOOR

After 17 years as a Northern California treasure with its Feed Assistance, Safe Transitions, and Phone Counseling programs, **SAFER** (Sonoma Action for Equine Rescue) has closed its doors.

With Northern California auctions as the main focus of SAFER's work, the nonprofit organization rescued many horses from the weekly Petaluma Livestock Auction from 2009 to 2015.

"They stopped auctioning horses in 2015 and folks drove out to the valley to dump horses. Escalon Livestock ran horses on Friday nights. Down the road in Turlock, the Cowtown auction ran once a month," described **Katie Sullivan**, founder of SAFER. "I would go out Friday and bid at Escalon and then the next night at Cowtown. Sunday, our volunteer transporters along with the SAFER three-horse trailer, took them all home. Special thanks to **Hilary Hansen**.

"In 2020 Escalon stopped running horses. Cowtown was then shut down by COVID-19 and never reopened. Horses then began to be sold by B + B Livestock in Madera, run by the only guy in California ever tried and convicted of horse export for slaughter. It closed in 2023.

"At this time there are no more horse auctions in NorCal. Plus the number of horses going to slaughter from California has drastically dropped. Such great news," she said.

"SAFER is first and foremost greatly indebted to those whose financial support, year after year, made all the SAFER work possible. Your gifts were a constant inspiration."

Kate's thanks went out to **Joan Rasmussen, Don Benson of Rivertown, Jim Mayfield of Rainbow Ag, Trevor Frampton, Dana Gondola,** and **Lou Bertolini of Western Farm**. She also raised a glass to the SAFER Board of Directors and dedicated SAFER fans, including **Michelle Benedetti, Lisa McElroy, Carleene Cady,** and **Mary Snyder**.

"SAFER is deeply grateful to all our volunteer fosters large and small. Some took in one or two horses and others fostered whole auction runs. They were the backbone of our auction work. The auction sales were not fun times, but so very satisfying in the end. Thank you to the volunteers. You rocked!" said Kate.

"With no more auctions, our work here is done. Also, the end of the drought has lessened the need for the Feed Assistance program. It feels like this is a good time for me to hang up the sword and the phone and pass the baton. My deepest thanks to everyone who joined up to keep hundreds of horses and their people safe, well, and happy."

Sonoma County Fair

YOUTH & OPEN HORSE SHOW

Saturday, July 27th

Chris Beck Arena

Gates open at 7am, Classes begin at 9am

Open to Youth Riders (9-13yo & 14-18yo age groups) **AND Adult Riders** (19+) who are residents of Sonoma, Marin, Napa, Solano, Lake and Mendocino Counties.

Riders DO NOT have to be in 4H or FFA to participate, but there will be 4H and FFA Showmanship Classes.



Classes divided by age group

(Juniors 9-13, Seniors 14-18, Open/Adults 19+)

New this year: Halter Classes and Donkey and Gaited Classes

- 4H & FFA Showmanship *(no entry fee or premiums)*
- English Eq., Pleasure, Horsemanship
- Western Eq., Pleasure, Horsemanship
- Trail and Ranch Riding
- Hippology Contest for Prizes
- Supported Classes for PATH Barns

Only $10 per class!



For the complete class list and to register, go to www.SonomaCountyFair.com

*****Riders must register by July 15th*****

Entry fee will increase to $25 per class after deadline.

Win a Buckle at the Fair!

(Buckles awarded to: 4H Jr & Sr and FFA Advanced Showmanship, English, Western, Trail, and Ranch Horse ***Youth*** *High Point, and English, Western, Trail and Ranch Horse* ***Open*** *High Point. Youth buckles given at Fair Awards Ceremony on Sunday, 8/11 at 11am in the SR Veterans Memorial Building)*

For more info, contact Barbara Walker (707)321-2102, Lindsay Merget (707)529-2633, or Megan Saldana-Sweeley (707) 495-3695

SCHC YOUTH FUND

Thank you to M.J. Wickham and Todd Kaplan for their generous donation of seed money for the **Sonoma County Horse Council Youth Fund**. Recipients may use the funds for just about anything a kid could need to further their equestrian dreams, including helmets, show clothes, lessons, clinics, trailering to events, and show fees. Applications are on the SCHC website or reach out to **Tracy Underwood** at 707-975-2097 with any questions.

HAPPENINGS AT HALLECK CREEK RANCH

Halleck Creek Ranch provides equine-assisted activities and therapeutic riding to children and adults with special needs from throughout the greater Bay Area. Upcoming activities at the two Halleck Creek ranches:

- Halleck Creek Ranch Birthday BBQ, July 13
  1740 Old Rancheria Rd, Nicasio
- Inclusive Ranch Camp, July 30 & August 1
  RockRose Ranch, 3311 Nicasio Valley Rd, Nicasio
- Buckles and Bling Annual Fundraiser, Sept 20
  Rancho Nicasio, 1 Old Rancheria Rd, Nicasio

THE SENSATION OF THE CENTURY, NOT YOUR AVERAGE HORSE AND PONY SHOW

CAROUSEL OF HORSES Presented by the Sonoma County Horse Council, our local equestrians will perform brilliant skills, elegant horse acts, and speeding events for the entire family at the **Sonoma County Fair**. Come to the Chris Beck Arena on **Sunday, August 4 from 12:30 - 4:30 p.m.** You will see:

Barrel Racers
Vaulting
Jumping
Dressage
Driving
Drill Team
Western
English
Quadrille
Cavaletti



NEW TO THE SONOMA COUNTY FAIR

AUGUST 1 - 11

SYLVIA ZERBINI LIBERTÉ

A CAVALIA EXPERIENCE



TICKETS STARTING AT ONLY $15

SPECIAL VIP PACKAGES AVAILABLE!

Includes Appetizers, Two Drinks, Special Seating, and a Stall Tour with Sylvia Zerbini after the show!

SCAN THE QR CODE FOR TICKETS & INFO!

SkyHorse Academy

Honoring the horse as a respected guide

Equine guided education and coaching programs for:

- **Horse lovers**
- **Equestrians**
- **Coaches**
- **Therapists**
- **Healers**
- **Trainers**
- **Change makers**
- **Earth lovers**

Learn more at www.SkyHorseAcademy.com. Ariana @ 707-338-9817

DELIVERY OF A MIRACLE

Diary of a Future Foal

BY TARA GOOD-YOUNG



Gothic's Irish Lady was just foaled by the wonderful Our Lady Valentine.

We've all likely heard of, if not experienced, running on horse time. Waiting for a miracle, the arrival of the foal of my dreams, I tell you, has inspired, exhilarated, and exhausted me in equal breaths, and it was worth every minute when it finally arrived—on horse time.

In true Lady (Our Lady Valentine) style, as you have come to know from our past articles, our pregnant mare was in no rush to negotiate the release of her hostage as we approached and then sailed past her due date. Her response to foaling was just as she was in no hurry to come into heat to breed, despite a year of being hot to trot after every horse show the season prior, which inspired our breeding dreams. She kept us on point after bagging up in mid-March, sending us into a flurry to install cameras in her stall, and a monitor on her overnight halter, and to check her daily for signs of waxing.

I was chomping at the bit to meet and celebrate my own new foal, after two years of following Foal Friday posts on social media and meeting several beautiful American Saddlebred babies in Kentucky on farm tours at the annual national conference. But due dates in the horse world have a life of their own. While they help owners/breeders plan, follow safety protocols specific to each trimester, and carry out an immunization timeline, in a mare's world, they're simply a suggestion.

Mares are pregnant for eleven months, give or take a couple of weeks, on average delivering between day 325 and 346 by most gestation and foaling estimators. However, one isn't to get too excited if all other signs of health look good and your mare is approaching 366 to 372 days. Yes, that's more than a full year.

As for a new breeder, there's a lot to learn in nearly a year of waiting: how to use various foaling alert systems, the "1, 2, 3 rules of delivery" for foal and mare, assembly of a foaling kit, the delight of a foal shower at the barn, plus things you'll hope to never experience like abortion /miscarriage, red-bag presentation, foal CPR administration and the reality of nurse mare social media networks overwhelmingly active in foaling season.

FOALING TAKES A VILLAGE

The best lesson, however, was how supportive the local and national horse community is. Preparing for a new foal takes a village, and I had access to seasoned voices of reason when "Google Vet" spurred anxious moments. When I worried Lady might repeat her knack of waiting





Our Lady Valentine and Miracle enjoying the sunshine.

for my barn mates to leave for a show, then deliver her precious cargo with just me, this new village idiot on duty, wonderful folks I just met at a local schooling show reached out to say, "I've done this a few times; here's my number if you need anything." What joy I felt that so many from here to Arizona and down to Kentucky checked in on me and on Lady's progress with great excitement for this baby to arrive.

At long last, with the arrival of the full moon, Lady ended the waiting game. At 8:00 p.m. on April 23, I got the message, "Keep your phone on; we've got wax." On the palindrome date of 4.24.24, at 2:10 a.m., Brigitte Scholl, my trainer and barn owner, texted, "It's time".

Once Lady decided the waiting game was over, "Miracle" came quickly. From the time Brigitte got the foal alert signal to getting her shoes on and zipping over to the stall, the baby was nearly full head out. Brigitte cleared the amnion sac from the baby's face and nose, and shortly after, by the time I arrived at 2:32 a.m., the foal was fully presented to the world.

As this was her sixth baby, Lady was in pro mode, licking Miracle to stimulate her to stand up and nurse, which was precious and, at times, a comical sight. The miracle came into this world true to the tale that Lady throws tall babies. Trying to coordinate the new yard-plus long legs gave rise to silly roll-overs and Bambi-like wobbly knees, wide-spread feet moments. As quickly as she came into this world, she seemed ready to take it by storm. Within two hours, Miracle was trotting circles and testing out the canter around Lady, who took it all in stride, maintaining a good balance of letting her stretch those new legs and encouraging her to nurse.

GROWING UP SO FAST

This little filly hit the world hungry for big girl food and speed. By day three, she was nosing through her mama's hay, attempting to give it a good chew, staking claim to Lady's rubber feed bucket of softened grain, and by day five tearing around the arena like she's part reining and part racehorse. After what felt like an epic wait for her to get here, it is dizzying how fast the milestone of being weeks old has occurred already.

While we call her Miracle at the barn, Lady delivered Gothic's Irish Lady. Our little filly's name gives a nod to her sire, WC Gothic Revival, her dam, Our Lady Valentine, Lady's dam, Lady of the Realm, and another sweet American Saddlebred horse at the barn, Irish, who died recently but had taught me how to drive.

While we had some challenges with initial low milk production and an episiotomy tear from her quick labor, Lady is doing great. Trotting enthusiastically with her baby, she exudes confident mothering skills by keeping baby groomed, circling around Miracle until she's comfortable with a visitor's approach, and giving baby redirection as necessary. She's a kind mama with firm boundaries.

The miracle is keeping us entertained with her zoomies, kung-foo-whahpoo kicking, performing spirited baby bucks and rears in the arena, and attempting Houdini-style escapes to check out the grass courtyard. She's clearly a thinker with a lot of spirit. I foresee several involuntary gravity checks in my future.

In Miracle's Saddlebred parentage and siblings, there's a mix of three-gaited, five-gaited, and fine harness driving accomplishments. It will be exciting to see what this filly tells us she wants to do. And I do mean she will tell us. Her personality says she's a girl who knows what she wants and won't be shy about asking for it.

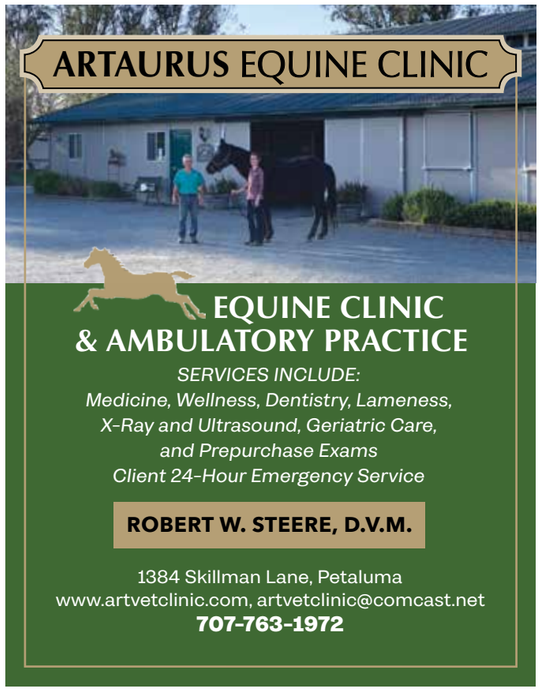





MY GREAT GOOD FORTUNE

TO WORK IN THE NATIONAL PARKS WITH HORSES AND MULES

BY GINA RUTH





The new sun highlighted the dust on the windshield as the old Ford rattled east along Death Valley's Highway 190. We turned off the highway and the weight of the six horses and mules in the stock trailer triggered the whole rig to groan and creak. Upon reaching the rendezvous point, Ranger Jeremy Stolzfus crossed the road and unlocked the gate to the Keane Wonder Mine. As we waited, sleep-deprived academics and engineers half fell out of their pickup trucks and came to greet us, each holding a thermos of desperately needed coffee in their free hand.

The Keane Wonder Mine began operations in 1907. According to the National Park Service, when the mine was in peak production, 70 tons of gold ore would glide down the mountain in ore carts, pulled along by a tram system held up by wood towers. A Death Valley historic flooding event recently took out one of the wood towers and the sleepy engineers we met at the gate had restored the tower to its historical specifications.

They did so by flying equipment into the site with a Huey helicopter. But now it was big horn sheep lambing season, and the Huey was not allowed near the site. They had contracted with packer Luke Painter to pack all of their equipment off the mountain by horse and mule. Luke had kindly let me tag along and pepper him with questions about the project.

While the engineers headed up the mountain on foot, we saddled the horses and mules and embarked on a one-and-a-quarter-mile trail with a 1,500-foot elevation gain. To the three horses and three mules, this trail was old hat. Even though they had never been to this place before, these summertime mountain dwellers were ready to get out of the flatlands.

THE TERRAIN WAS MADE FOR MY HORSE

I mounted Luke's young horse Ragnar ungracefully and buried my fingers in his long Friesian-style mane. His big drafty body moved effortlessly up the incline, clearly thrilled to be out on an adventure. This mountain horse seemed glued to the steep parts like a spider on a wall. Mountains and rocky terrain had been made for his great big feet.

Red orange rock surrounded us, mixing with white that caught the sun. I stared out at the valley and back up at the mule train, not believing my good fortune in tagging along on this ride. The desert lit up red and purple as the heat stretched out across the valley.

Atop the mountain, tool boxes, ladders, and power tools were gathered next to a thousand-foot cliff. Our task was to take one mule at a time up to the ledge and pack it with saws, drills, and hardware, and then head the mule and the equipment down the mountain.

The horses had to hobble well, but the desert holly was too tempting. On our first trip up the mountain, one of the packer's horses forgot how to hobble. Upon realizing its feet were tied, it started to hop on all fours. Opting to shy away from the possibility of having a wreck off a thousand-foot cliff, I held the lead ropes of horses and mules who were drifting toward ever more tempting patches of salty desert holly.

On our next trip up the mountain, sweat and endorphins improved all the animals' willingness to ground tie. Every time we came down the mountain, we unloaded the tools next to their trucks and headed up the hill empty again.

BACK IN THE DAY

On the third trip up, the engineers and Ranger Jeremy gave us a primer on the history of Keane Wonder Mine. Completed between June and August of 1907, one primary source claims daytime temperatures routinely reached 125 degrees. The men who originally built the tram were skilled tradesmen who used all wood joinery and, of course, used hand tools. They would have used mule teams and wagons to transport the big and heavy equipment, descending the Funeral Mountains from above the mine site. These days, the University of Vermont team of engineers and academics have returned on multiple trips over multiple years to restore the fallen tower to its historical specifications.

After the third trip up the mountain, we untacked the horses and mules and headed back to the ranch. We had accomplished a job, but more importantly, the horses and mules made the job. They traveled easily and calmly in rugged terrain carrying heavy loads. It would be difficult to find a vehicle that could traverse such a narrow and steep path, not to mention the fuel expenditure involved in hiring helicopters and all-terrain vehicles. Stock is the most sustainable way to transport goods (and sometimes people) in wilderness areas. And who can resist a pair of mule ears?



OUR OWN SPECIAL POINT REYES

After some more horseback exploration, I was glad to come home and check in with my local National Park, where I gave riding lessons to the rangers at Point Reyes National Seashore. Point Reyes is one of the few remaining national parks to have its own stock, much less to use them as part of the park's operation.

Point Reyes was once home to a thriving Morgan horse breeding program. In recent years, the Morgan ranch has been revitalized, and rangers conduct mounted patrols, educational events, and ceremonies aboard the current generation of Morgans.

Equine & Brand Photography



With personalized visual content, you can communicate your brand's story and capture the attention of your target audience.



www.hannahbeebephotography.com 707-536-7392

Cotati Large Animal Hospital

Treating Livestock and Horses Since 1956

Dentistry · Endoscopy
Shockwave Therapy
Digital Imaging
In House Blood Work
Lameness and Pre-Purchase Exams
Surgical Suite and Recovery Room
24/7 Emergency and Hospitalization

Dr. Harlan Dr. Dotti
Dr. Venable Dr. Roche
Dr. Jasperse

(707) 795-4356 or (707) 578-4760

8079 Gravenstein Hwy
Cotati, CA 94931
www.cotatilargeanimal.com

STRAIGHT LINE FENCE CO.

"For Those Who Want Quality"



44 Years Experience • Quality Installation

Equine Facilities • Vineyards • Ranches
Vinyl • Chain Link • Cattle & Deer Guards • Ornamental Iron
Established in 1979 *Lic.#823127*

707-527-5745
straightlinefence2002@yahoo.com
www.straightlinefence.com

WESTERN FARM CENTER

"The Farm In The City"



Serving Sonoma County Equine Needs For Over 50 Years!

* Horse Feed
* Equine Supplements
* Delivery Available
* Animal Feed
* Hay & Grain
* Curbside Service

(707) 545-0721
21 West 7th St. Santa Rosa, CA
www.westernfarmcenter.com



Riders at Tomales Point in Point Reyes National Seashore

Over the years, National Parks have been closing down their stock programs. The National Forest Service still uses stock to carry out the jobs at the park, but only a small number of National Parks in the Western U.S. still have their own stock programs: Point Reyes National Seashore, Yosemite National Park, and Grand Canyon National Park have a few of the remaining programs.

But why so few stock programs? Stock is expensive to keep and requires generations of expertise from humans and livestock. According to packer Luke Painter, one can't just stop breeding and raising stock and expect it to pick up at any time. The old animals train the young ones. It's true with stockmen and women, too. The older packers train the younger ones.

Why not just use helicopters in wilderness areas instead of stock? Well, they are very expensive to run. They cause noise disturbance and use a massive amount of fossil fuels to operate. Horses and mules can enter a wilderness area and leave only horse poop and hoofprints while spreading goodwill along the way.

Back at Point Reyes, we saddled up the Morgans and headed out Bear Valley Trail to grab some trash that the trail crew had left to be packed out at a trail junction. With Shrek, the borrowed Yosemite mule, in tow, we made the eight-mile trip. So many hikers and bikers smiled at the sight of us. The rangers in uniform and the horses stepped boldly and were thrilled to be out on assignment. Ranger Sierra Frisbie pointed out plants to the visitors and Chief Ranger Julie Byerly chatted with hikers. Sierra and Ranger Bonnie Philips adeptly packed the trash onto Shrek's back as he stood like a long-eared, slightly-annoyed-at-our-slow-pace-statue, oddly delighted to be working.

Because it's in our backyard, it's easy to overlook Point Reyes. But it is truly a national treasure. I always tell visitors that it's like going on a sea safari. Where else in the world can you get up close and personal with elephant seals, tule elk, and whales and also hike beautifully maintained wooded trails? This is a wilderness area that is truly underappreciated for all it has to offer.

My trip up the mountain in Death Valley has given me a newfound appreciation for stock and horse use in national parks and wilderness areas. I hope that this is part of the legacy of the American West that we can preserve.

Beyond Mint Juleps

HORSES & COCKTAILS HAVE HISTORY

Even people who don't know one end of a horse from the other have heard of the Kentucky Derby, its fast running Thoroughbred horses, its high fashion and fancy hats and its signature cocktail, the mint julep. Yet while perhaps the most famous horsey cocktail, the mint julep is far from the first or the only.

In fact, the word "cocktail" has its roots in the world of horses. The word's origin was less than glorious. As early as the 1790s in England, the term "cock-tail" referred to the effects of putting ginger and later cayenne pepper up the hind end of horses, causing them to raise or cock up their tails, presenting themselves as spirited, especially when a poorer animal was on the sales block. By the 1820s that stimulus of ginger or hot pepper was added to spice up the human's drink at the local pub, and the cock-tail incited a similarly spirited response in people. In time, ginger and hot pepper gave way to bitters, a mixture of herbs, bark, root and/or fruit that preserved more easily; bitters became a necessary ingredient in early cocktails in America.

BY SUSAN BANTA





Photo by Susan Banta

HIGH HORSE

Our first president, George Washington, had a favorite cocktail. His choice was the High Horse with the traditional cocktail ingredients of rum, brandy, sweet vermouth and Angostura bitters, accompanied by cherry liqueur and a brandied cherry, thus combining Washington's love of fine steeds with that cherry tree. I cannot tell a lie – surely it was his favorite.

1½ oz. aged rum
½ oz. kirsch brandy
½ oz. cherry liqueur
½ oz. sweet vermouth
2 dashes Angostura bitters
Brandied cherry

Put ingredients into a mixing glass with ice and stir. Strain into a martini glass. Garnish with a cherry.

HORSE'S NECK

A drink that got its name from the required long, curling strip of lemon rind that drapes over the rim of the glass and infuses the drink as you drink it. In the late 19th century, the Horse's Neck was a cooling summer drink without a kick, simply the lemon peel and ginger ale (there is that ginger again), until it evolved into a cocktail with a kick of bourbon or brandy, and bitters, of course.

2 oz. bourbon or brandy
3 oz. ginger ale
2 to 3 dashes bitters
Long spiral of lemon peel

Stir into a highball glass with ice and garnish with the lemon rind.





Photo courtesy of Pernod Ricard US

FLYING HORSE

The origins of this cocktail have eluded research, but the connection seems clear, as we think of flying horses as mythological winged creatures or, as Wikipedia states, "They are horses which fly, some of which are equipped with wings." The recipe for your wings perhaps?

Ice cubes
1 1/3 oz. vodka
1/3 oz. dry vermouth
1/3 oz. orange flavored brandy
1 whole Maraschino berry (yes, there are berries and cherries)

Mix in a cocktail shaker. Serve in a martini glass.

Speaking of flying horses, a few of our favorite racehorses have sped their way to the hearts of creative bartenders:

Sea to Shining Seabiscuit

America's Horse of the Year 1937 and star of the movie of the same name

1 part coffee liqueur
2 parts coconut milk
2 parts coconut rum
Crumbled Chessmen cookies sprinkled on top.
(that's what happens when you bet against Seabiscuit)

American Pharaoh Pie

The 2015 12th Triple Crown winner and first in 38 years and certainly worthy of his own simple-as-pie cocktail

1 part applejack brandy
2 parts sparkling apple cider
Dash of nutmeg

Smarty Jones

With all this sugar it seems you just wing it…a sure winner

Smarties (sugary candy disks) for the bottom of glass
A pour of vodka
Sweet liqueur like Crème de Cassis
Lemon juice and club soda

The Smarties are likely to outlast your drink. Share the candy with a kick with your favorite steed.

MINT JULEP

That most famous horsey cocktail of all, the Mint Julep, was originally concocted to settle the stomach. In the 1700s it became popular in the South, developing an elite air as only the rich had easy access to ice and to the silver or pewter cup in which it was served. The Mint Julep became the official drink of the Kentucky Derby in 1938, using, of course, Kentucky bourbon. It is said that it is the mixing of the fresh mint leaves and aged bourbon in that frosty silver cup that makes the magic.

4-5 fresh mint leaves, roughly torn
1½ - 2 oz. simple syrup
Crushed ice
Splash of cold water
2 oz. bourbon
Sprig of fresh mint

Put mint leaves and simple syrup in the bottom of a serving glass. Muddle together with a muddler or handle of a wooden spoon. Top with plenty of crushed ice, then pour in a splash of cold water and bourbon. Stir, garnish with the sprig of mint, and serve.

SIMPLE SYRUP RECIPE
1 cup water
1¼ cup granulated sugar

Add water and sugar to small saucepan. Bring to a boil, stirring occasionally until sugar dissolves, boil approximately 2 minutes. Remove from heat and let cool completely. Leftover simple syrup can be refrigerated for up to two weeks.



Photo courtesy of Southern Living

Do you have a favorite cocktail that you drink to honor your favorite horse right here in Northern California? Let us know.

10 Tips for Creating Portraits of Horses & their People

Advice from Sonoma County equine portrait photographer Anwyn Cunha

1

CREATE A VISION

Visualize how you want your photos to turn out. Finding photographic inspiration on the internet is a great way to get started. Saving inspiring pics with poses, aesthetics, and props can help guide your own shoot.

2

SELECT IDEAL LIGHTING AND WEATHER WINDOW

Sunrise and sunset are the best times for portrait shoots, as the light is softer. These golden hours give that gorgeous glow. At full exposure, at noon for example, the sun can create harsh shadows on subjects and be difficult to work around. Even shooting when it's overcast or foggy can create soft lighting, perfect for getting all of the details.

3

TURNOUT

How the horse and subject are presented can make or break your work. For the best outcome, the horse should be clean and polished. I always prefer shooting with horses bridled or in a nice leather halter. Clean bits and tack will make all the difference as well.

4

SET UP THE SUBJECT AND HORSE FOR SUCCESS

Take the time to square up the horse and get the ears forward. Take time to wipe the horse's mouth if it gets foamy and keep the horse happy with breaks if you're shooting for a while. If you're shooting with people, tell them if their hair needs fixing or if their clothes need a quick adjustment.

5

THREE EASY POSES FOR HORSE AND HUMAN



1 | Standing in front of the horse's shoulder, under the neck, one hand on the horse's head and the other hand holding slack reins.



2 | Sitting! It's super simple; you can't really go wrong with this.



3 | Have the person against the horse's side and have the horse turn to curl around the person.

6

THREE EXAMPLE PHOTOS



1 | Kipley Kagan's Muze is framing the shot with his head and neck. The sun is setting behind them, creating the golden glow. Reins are slack, giving a good flow to the relationship between Muze and Kipley. Ears are forward and everyone looks happy and soft.



2 | These were some of my thoughts while shooting this photo of Espresso. He is standing square at a 3/4 angle. The sun was rising behind him through the trees, which highlighted his outline a bit and gave him a golden glow.

3 | Valentine's Day shoot with Pfae and Maddy Colteaux Here Pfae is standing square, ears forward, with Maddy facing the morning light. I edited this photo to black and white and focused on the contrast of her coat to make the white pop.



7

LEARN HOW TO SHOOT IN MANUAL MODE ON YOUR CAMERA

Learning how to use your camera settings will give you more control over how your photos turn out and will elevate your results. ISO controls your camera's light sensitivity. The higher the ISO, the brighter your photo. Higher ISO also creates more 'noise' or grainy texture to your photo. For a crisp finish, I prefer to shoot at around 100 ISO. Aperture, also referred to as "F-stop," is the camera shutter opening size. An Aperture of F/1.4 lets in a lot of light compared to an F/16. The lower the aperture number, the more light is let into your camera; the higher the aperture, the less light let into your camera. Aperture also controls the depth of your photo; F/2.8 will have a shallower field compared to an F/8. Shutter Speed is how fast or slow the shutter opens and closes. The faster the shutter speed, the less light will come into the camera, but the image will be sharper. Using a slower shutter speed will let in more light but will create motion blur if there's any movement by the subject.



Up close and personal kisses for Muze



Pretzel and Espresso having a morning bromance

8

SMALL MOMENTS HAVE THE BIGGEST IMPACT

Don't just focus on the big picture. Capturing photos of the finer details will build onto your shoot and give it more depth. My favorite photos are always the quiet ones when the usually unnoticed details and textures bring everything together.



Maddy's cowgirl boots in the morning light



Espresso getting his bridle adjusted

9

EDITING

Editing will enhance your photos. Take the time to play around with different types of editing to develop your own style. Invest in editing software. I use Adobe Lightroom and Photoshop to create the best results. YouTube was my savior when I was learning how to use Lightroom and Photoshop.



Before and after editing with Lightroom and Photoshop.

10

FIVE THINGS I WISH I HAD KNOWN EARLIER

- Take the time to fix anything that could be a problem in your finished work, whether it's changing your camera settings because the light changed or realizing there are still shavings in your horse's tail. It will save you hours when you're editing later.
- 99 percent of the time horse neighing audios will get the horse's ears forward.
- Photography is an art. Everyone has their own style that they like and dislike.
- You might not have the nicest or newest camera, but you can make up for it by using editing, lighting, and composition to your advantage.
- You only get better by practicing and making mistakes. The only thing you can do is learn from it and continue making new mistakes.

The most important tip I can give is to enjoy this creative process with our favorite subjects - horses.

The Feed Store

and a Whole Lot More

Dog/Cat Food and Supplies • Poultry Feed and Supplies • Livestock Feed
Hay, Straw, Shavings, Bedding • Small Animal Food and Supplies • Unique Gift Boutique

Especially for Equines

Wormers
Halters/Leads
Brushes/Combs
Shampoos/Detanglers/Conditioners
Fly Sprays
Hoof Picks/Hoof Care
Psyllium Products
Treats/Toys
Wheat Straw
Shavings
Stall Refresh
Stall Pellets
Standlee Pellets

Renew Gold
Equus
Stable Mix
Triple Crown
Purina
Modesto Milling
LMF
Alfalfa
Orchard Grass
Orchard/Alfalfa
3 Way
Chaffhaye



We Deliver!

265 Petaluma Avenue, Sebastopol • 707.823.3909 • Mon-Fri: 8-6, Sat & Sun: 9-4

Nutritious Snacks and How to Travel with Them

'Tis the season when horse people are on the move with horses, to horses, on the trail, and at shows. Especially at these times, while we look after the horses, we don't always look after ourselves. We have no time, resources, or energy.

Horsegrooms.com has found solutions to gathering nutritious snacks that don't take much time to prepare and simplifying ways to travel with them. The founder of the website, Dinette Neuteboom, and the site's nutritionist, Kimberly (Kimba) Maloomian, have shared these insights with the *Horse Journal*.

Wouldn't it be great if we had enough time and energy to buy or make healthy and nutritious snacks that would get us through long days? According to nutritionist Kimba, it is possible to prepare good snacks that don't take up too much of our time and energy.



OTHER ITEMS KIMBA IS NEVER WITHOUT

- Hummus with carrots and pita chips
- A jar of all-natural peanut butter and a loaf of pre-sliced oatmeal bread or a bag of pre-sliced wheat bagels
- Pouches of fruit puree. Yes, the ones for little kids.
- Cans of tuna fish (tuna packed in olive oil) or packets of tuna
- Prunes are super helpful. Kimba suggests having a container of prunes when traveling in case you feel dehydrated, or constipated, or when a change in cuisine has bloated your GI tract.

MAKE YOUR OWN TRAIL MIX

Get some raw nuts and some dried fruit to make your own trail mix. The unfortunate thing about doing it yourself is that it can be expensive initially to get all the ingredients, but the benefit is that you can make a large batch of it that will end up being cheaper in the long run than buying multiple bags of trial mix.

Here are possible ingredients:

- Cashews, dried açai berries, dried apricots, dried chickpeas, dark chocolate chips
- Pecans, dried mango, dried pineapple, pumpkin seeds
- Almonds, walnuts, freeze-dried strawberries, coconut flakes
- Peanuts, banana chips, dried apricots, dark chocolate chips

PACKING HEALTHY FOOD FOR A FEW DAYS

When packing all the supplements, boots, and tack for the horses, it can be hard to logically organize one's own food situation. Kimba gave advice on how to pack a cooler for the weekend-long haul in a way that saves time and money and keeps food cold and fresh on the road at horse shows.

"If I know I am going to a show for just two or three days, I will pack a cooler with a few other perishable items in it," she said.

"I typically bring reusable ice packs and then refreeze them in the hotel refrigerator or the ice boot freezer, or I put some ice in the cooler and get more from the hotel vending machine."



CITRUS AND APPLES

"Citrus and apples travel very well and can hang around for a good amount of time. Clementines (Halos in a bag) are great and easy to transport, as are full-sized oranges, grapefruits, or tangerines. Apples of any variety or color are also easy to eat and to travel with," Kimba advised.

OVERNIGHT OATS, YOGURT, AND COTTAGE CHEESE

"I make ahead some containers of overnight oats with old-fashioned oats, almond milk, cinnamon, honey, raisins or frozen mango cubes, and sliced almonds as these items can sit around for four to five days. I might bring a couple of containers of individual-size yogurts or cottage cheese as well. Cheese sticks or Babybel cheese wheels are another great option as is precut fruit like pineapple or watermelon."

Restocking at the grocery store is friendly on the wallet and waistline. "If you are going for a week or more, you might have to restock at a nearby grocery store. I know it is a bit of a hassle, but it is more friendly on your wallet and waistline than eating horse show food. I've been to some pretty remote shows and even those had a Walmart grocery within 10 to 15 minutes."

NO DESIRE TO PACK A COOLER?

"If your hotel offers breakfast in the morning, breakfast bars can have good grab-and-go options for busy horse grooms. There are some common items you can take for your day."

- Whole fruit
- Hard-boiled eggs. I usually put three or four of them in one of the hotel's to-go coffee cups.
- Peanut butter on toast or an English muffin topped with your homemade peanut butter
- Packet of oatmeal and an individual yogurt (mix them together later)

"I have also taken scrambled eggs in the to-go coffee cups and the hotel's premade oatmeal. Be creative, and don't care what the other people in the breakfast area think of you," Kimba spouted.



HORSE JOURNAL AD SPECS AND RATES

Published by the Sonoma County Horse Council, the *Horse Journal* is a quarterly publication designed to reach the North Bay's equestrian community through direct mail to individuals, organizations, horse clubs, and with distribution to Sonoma and Marin feed stores and equestrian businesses. Ads also appear in the *Journal* online on the SCHC website - sonomacountyhorsecouncil.org

		1 ISSUE	4 ISSUES / 1 YEAR = 15% DISCOUNT
FULL PAGE	[7.5" W x 9.5" H]	$1000	$850 x 4 = $3400
HALF PAGE (horizontal)	[7.5" W x 4.75" H]	$500	$425 x 4 = $1700
QUARTER PAGE	[3.5" W x 4.5" H]	$250	$212 x 4 = $848
EIGHTH PAGE (business card)	[3.5" x 2" H]	$125	$106 x 4 = $424

- Rates are for digital, print-ready art
- File formats accepted: jpg or pdf
- Files must be actual size at 300dpi
- Design services available: Kari Ontko - kari.ontko@comcast.net

Published the first week of January, April, July and October

MICHAEL MURPHY
EQUINE ENVIRONMENTAL MANAGEMENT CONSULTING

PO Box 2705
Sebastopol, CA 95473
m_murphy@sonic.net
ph 707 332-1195
fax 707 823-8311



Michael Murphy
CENTURY 21 EPIC
Realtor®
DRE #01299702

M: 707-332-1195 O: 707-824-3012
michaelmurphyhomesandland.com
m_murphy@sonic.net

7345 Healdsburg Ave
Sebastopol CA, 95472

RIVERTOWN
FEED & PET COUNTRY STORE
200 1st St, Petaluma, CA 94952
Monday-Saturday: 8:00-5:30
Phone: 707-762-4505 / Fax: 707-763-9486
store@rivertownfeed.com

Come on in for all your Livestock and Pet's needs big and small.

We carry all the preferred brands of Dog, Cat, Horse, and Livestock feed.

Delivery across Sonoma, Napa, & Marin Counties.
VIP Vet Clinic Every Saturday from 1:00-2:30.



Woodbridge Farm, where your horse is the center of our attention



WOODBRIDGE FARM



Petaluma, Ca

Resident Trainers
Jack Burns & Louise Labrucherie

Jane Weatherwax clinics
Tuesdays and Thursdays

Working Equitation Clinics

Cavaletti Clinics

Nick Wagman Clinics

2 Outdoor Arenas, I Indoor
Grass & Dry Turnouts
Covered Round Pen (May)
Heat Lamps
Vitafloor
Hacking Trail

Dressage schooling shows held the last Saturday of the month
March-October

Marin Chapter CDS Show
May 19, 2024

Shelley Siegal Show
USEF, USDF, CDS Recognized
June 1-2, 2024

www.woodbridge-farmdressage.com

BECOME A MEMBER TODAY!

The Sonoma County Horse Council celebrates its 30th year as an advocate for horse owners and businesses, protecting all our interests.

sonomacountyhorsecouncil.org

Your $30 annual membership entitles you to quarterly issues of the award-winning *Horse Journal* delivered to you. Support your horse community!

OUR CENTRAL MISSION IS TO PROMOTE THE HEALTH AND WELL-BEING OF HORSES AND ALL ASPECTS OF THE HORSE INDUSTRY IN SONOMA COUNTY:

- Promote and preserve horse agriculture, industry and recreation in Sonoma County
- Communicate to members on horse-related issues
- Inform the public about horse community goals and projects
- Support private and public equestrian facilities and local clubs
- Promote all aspects of the equine industry

WHEN WE EQUINE ENTHUSIASTS SPEAK WITH ONE VOICE, WE ARE VERY POWERFUL. JOIN THE MOVEMENT.

SONOMA COUNTY HORSE COUNCIL

THE SCHC IS A NON-PROFIT ORGANIZATION

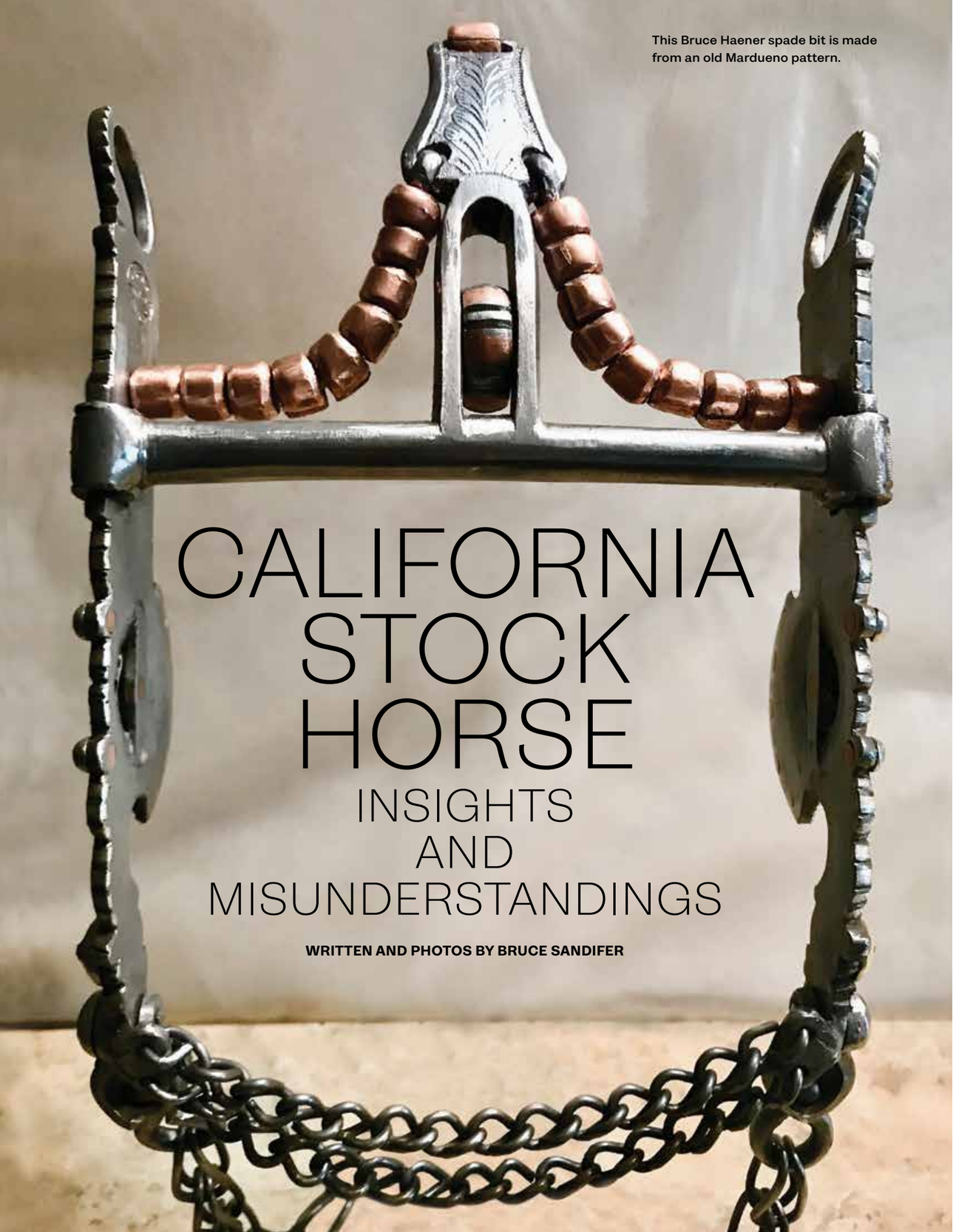

This Bruce Haener spade bit is made from an old Mardueno pattern.

CALIFORNIA STOCK HORSE

INSIGHTS AND MISUNDERSTANDINGS

WRITTEN AND PHOTOS BY BRUCE SANDIFER

When the Spanish made their move to conquer Alta California or the Southwest in the 17th century, they brought with them many innovations in stock handling that they had developed in New Spain (now Mexico). Most notable were the saddle horn and the practice of controlling cattle from the back of the horse.

This practice developed out of necessity when Spanish cattle and horses flourished in the region's mild climate and lush grasslands. In turn, horse training, a riding style, and the development of equipment grew into what we know today as the Californio or vaquero tradition.

The Franciscan Order of the Catholic Church and a small contingent of soldiers were tasked with expanding the Spanish empire into Northern California. They built their first mission in San Diego in 1769 and continued on to build 21 missions as far north as Sonoma. Along the way, the padres found themselves in a dilemma. Their livestock had multiplied so rapidly that they could not be contained around the missions with the few vaqueros and soldiers who were available to them.

As a solution, they installed young native converts to keep an eye on the stock and move them for feed and water. Since these young boys were limited in what they could do on foot, the padres realized that they needed to be on horses.

Teaching these natives to ride horses was a bold move. Spaniards conquered and settled huge areas despite being vastly outnumbered by natives because they were mounted and had iron weapons and tools. To protect their domain, Spanish law prohibited native people from owning or riding horses or possessing iron tools. The breaking of this law was punishable by death.

CALIFORNIA WAS DIFFERENT

In California, it was different. Many natives actually welcomed the Spanish and even converted voluntarily. They must have been amazed that these men were able to control these strange animals (horses), herd their game with them, and have meat without having to hunt for it. Clearly, their God had very strong medicine.

The padres selected a few neophyte boys from the most trusted families and taught them to ride. Many of these teachers were classically trained horsemen of Spain, providing the natives with a good education, one that drilled into the young men the need to protect and respect the horse above all else.



Bruce rides Lego straight up in the bridle, demonstrating his self-carriage.

At first, they were only allowed to ride in the hackamore (braided rawhide noseband with horsehair reins) because the padres were not willing to break all the king's laws by giving the natives iron bits. Also, iron was really scarce in California.

They also knew that it is very difficult to damage a horse in this kind of headgear and that if not used with finesse it simply becomes ineffective. It's literally designed to fail if used brutally or even too inconsiderately.

In this writer's opinion, these classically trained native riders, with their insights and understanding of how animals move and communicate with each other, were the real difference in the way that the California system evolved and what set it apart from other Spanish colonies.

Because the tools that they were provided lacked the power to force a horse to bend to the rider's will, they had to learn to work with the horse's nature rather than simply force the horse to submit to their human nature.

NATIVES AS NATURAL RIDERS

Further, since they had herded different animals on foot, they understood that if you got ahead of the horse with your body, it would turn the other way. So. they simply herded their horses from their backs just like a more dominant horse would move another horse or a horse would move a cow on its own. It seemed natural to them.

They truly rode from back to front, and the hands were simply used to catch the forward energy and allow the rider to shape the horse's body through the rider's seat and body position. This became incredibly important as they learned to harvest cattle for hides and tallow for trade, not just for community consumption.

Civil unrest in Spain and many of its European colonies caused Spain to neglect some of its colonies in the New World, which had to find ways to supply themselves with goods that they could not make. This led to the development of the hide and tallow trade, with East Coast Americans coming to California to trade. Since a clipper ship could carry around 40,000 hides and tallow, they would sail up and down the West Coast searching for a full load.



Bruce's horse Bravo is in the two rein set up with a space bit created by Los Osos bit maker Bruce Haener and a hackamore.

This gave the vaqueros of California a lot of practice roping cattle and harvesting the hides and tallow, as well as any meat they needed to resupply the ships' stores and feed the community. This job required expert horsemanship and rope handling, as cattle were usually not harvested until they were about three years old, and the horses were not particularly large. It was like fishing for a marlin in a canoe.

INTRODUCING WITH HACKAMORES

The horses were started in the hackamore, usually at four or five years old, and fully trained before any bit was introduced. The hackamore was used in the early stages to protect the horse as it was learning to accept a rider and use its feet effectively to work cattle with the rider's weight on its back.

As the hackamore is a much more flexible and softer method, it gives the rider just enough influence to control and guide the horse but not enough power to force it into submission. The Californio did not want to scare the horse into backing away from the equipment on their head, the way many teach in the more modern system; they wanted them to respect the front wall of the hackamore orbit but not fear it.

This concept is important because it is difficult to push the horse's energy to a place it fears. You can't develop any collection without being able to push the hind end up under the horse towards the wall created by the hands and headgear used on the horse.

As time passed and iron became more available, Californios started making bits for their horses; at first, they were very similar to the bits the soldiers from New Spain rode with, primarily Los Cruses-style bits with a quick leverage engagement. Over time they developed spade bits that worked very close to how a hackamore worked. These had slow to engage leverage and braces above the cannon bar so the horse could hold the bit and protect itself when the action became intense, and the rider became too preoccupied to have perfect hands.

The spade bit can be very intimidating looking if you don't understand the method and how it is used, but in reality, it is the mildest bit, depending on how it is used.

Unfortunately, many negative misconceptions about the system have circulated over the years. The bit and its system have been misunderstood and then changed by people who came to California until it's almost unrecognizable from the days of Spanish and Mexican California.

The training from the hackamore to the spade bit could follow this system of old.

- Once the young horses were handling training and all permanent teeth were in, they would be introduced to the bit while still having a smaller hackamore under the bridle to help the horse figure out how to hold the bit and understand its balance. The rider used only the hackamore rein in the beginning and did not pull on the bridle reins at all.
- Amazingly, this system created the same roundness and balance developed in classically trained horses, which would go on the bit and be in light contact with the rider's hands in order to create collection. The Californios took this classical principle and developed equipment with enough weight and balance to give the same effect of riding in contact without direct contact all the time. Instead of being on the bit, the horse became on balance, which was created without the rider engaging the reins.
- The rider would push the horse from behind until its energy finds the wall of the hackamore or bit, and the horse finds the neutral position, a place of no resistance, and the equipment simply hangs on the headstall and encourages the horse to stay there. This is repeated several times until the horse seeks out the neutral position on its own because it is the most comfortable place, and it has developed the strength to stay there.
- Once the horse starts seeking the neutral position or balance point on its own, the rider only needs to disrupt the balance momentarily in order to close off an area of the horse's body and open up another area for desired travel. The horse will make the move and seek the neutral position.
- Most signals to control the horse's body in a neutral position are done by the rider's body. When the reins are in the rider's hand, the body movement opens up the saddle bar pads to allow the horse to find the easiest route to the desired change. Also, the hand creates the right effect of the equipment on the horse's head.
- The reins will become just an extension of the rider's body. All things work as a single unit: the rider, the horse, and the equipment are in harmony without contradiction.



Bruce's horse Lego works entirely from the bridle rein in the 1890s style spade bit, originally created by Jesus Mardueno and the first bit. This is the last stage and Lego is considered finished.

The whole point of putting the horse in the bridle was to preserve what had been developed in the hackamore and to refine the signals until they became almost imperceptible to anyone but the horse. The bit is introduced when the rider feels the horse is about as good as they can be, and the rider and horse will only be refining what they already have.

One thing is crystal clear to us who practice this lost art. It certainly works for horses and makes perfect sense to them. They respond to it quite naturally because it was developed from their nature, not ours. There are not many things more beautiful than a horse and rider working in harmony and balance without tension.

Hunter Lane
EQUESTRIAN CENTER
BOARDING • TRAINING • LESSONS • SALES
FIVE ARENAS • FULL SERVICE FACILITY
603 Hunter Lane, Santa Rosa, CA 95404
(505) 803-8027 hunterlaneequestrian@gmail.com
hunterlaneequestrian.com

EMPIRE EQUINE
Medicine
Lameness
Reproduction
www.empire-equine.com
Michelle Beko, D.V.M.
2318 Olivet Lane
Santa Rosa, CA 95401
Phone (707)545-3909
Fax (707)545-1164

Elizabeth R. Palmer
Attorney
Business & Taxation
ElizabethPalmerLaw.com
707-849-6444
epalmer@elizabethpalmerlaw.com
Santa Rosa, CA

Horseshoe Mart
Farrier Supply
TOOLS SHOES
FORGES ANVILS
EASY BOOTS
Mon–Thur 9-5 • Fri 9-1 • or by appointment
707 578 7320
Selina Galick
2100 Llano Road, Santa Rosa, CA 95407

FEEDS, SEEDS 'N COUNTRY NEEDS
707-992-0144 • 10035 Main Street, Penngrove
FRIZELLE ENOS FEEDS
• HAY • POULTRY
• SHAVINGS • DOG & CAT
DUST-OFF SAFE FOR DRIVEWAYS, ARENAS, PARKING LOTS & ROUND PENS
PURINA Your Pet, Our Passion.
ELK GROVE MILLING, INC. STABLE MIX
TRIPLE CROWN ALWAYS BEYOND
Nutrena What's inside counts
LMF FEEDS
HYGAIN
BAR•ALE
Modesto Milling Organic Feed
CAVALOR

DO HORSES GET CANCER?

BY MICHELLE BEKO DVM

Cancer is the second most common cause of death in people and very common in dogs as well. Although skin cancers, including sarcoids, squamous cell carcinoma, and melanomas, are fairly common, systemic (internal) cancers are uncommon in horses. Approximately twenty-five percent of dogs will develop cancer in their lifetime as opposed to 0.002 to 0.5 percent of horses.

Cancer, or neoplasia as it is technically called, is a disorder of cellular growth. Immature cells lose control of the growth process and proliferate in an uncontrolled manner. In general, the more immature the cells are the more aggressive the cancer tends to be and the more likely it is to metastasize or spread. Cancer tends to more commonly originate in tissues such as skin, organs, or blood that have more cellular growth compared to muscle or neural tissues.

One of the most common cancers that horses do occasionally get is lymphoma or lymphosarcoma. Lymphocytes are a type of white blood cell and a key part of the immune system. Lymphoma starts in lymphoid tissue such as lymph nodes, the spleen, or the gastrointestinal (GI) tract. There are several forms of lymphoma, including generalized, cutaneous, alimentary, thoracic, and solitary masses. Unfortunately, there are no clinical signs specific to this disease and diagnosis can be challenging.

Other forms of cancer that horses can get include melanoma, ovarian tumors, adenocarcinoma, and hemangiosarcoma. Melanomas on the skin, especially around the tail or perineal area are very common in gray horses. About 85 percent of gray horses over the age of 15 have melanomas. These tumors can also be internal. Although they are not always benign, equine melanoma is not as aggressive as melanoma in people. We do not know the cause or risk factors of most internal cancer in horses and there doesn't seem to be any age or breed predisposition.

As with lymphoma, there are no symptoms specific to cancer and it can be difficult to diagnose. Some common signs include weight loss, lethargy, intermittent fever and/or edema. Bloodwork will show some horses will be anemic with low numbers of red blood cells or have elevated levels of calcium or globulin, the proteins produced by the immune system. Definitive diagnosis depends on biopsy of cancerous tissue which is not always possible. Ultrasound can sometimes be helpful by identifying thickened bowel or masses in the abdomen or chest. Often, we make a tentative diagnosis by ruling out other possibilities and noting uncommon abnormalities in the bloodwork described above.

Treatment options for horses with neoplasia are more limited than what is available to dogs and humans but they do exist. Some masses can be surgically removed, and there are a few chemotherapy options as well as radiation. Lymphoma will often temporarily improve with a course of prednisolone. Fortunately, most of us will not have to decide whether or not to treat it.



MAXINE FREITAS

Friends and Family Tributes

Lovingly known as Max, boss mare and fearless leader, Maxine Freitas peacefully passed away on her 71st birthday on April 5, 2024, joining her beloved husband of 47 years, Larry Anderson, who preceded her in death on March 15, 2024.

Maxine's resilience and zest for life were evident throughout her journey. She leaves behind a legacy of dreaming big, working hard, and caring deeply for others, exemplified by her founding of Equi-Ed Therapeutic Riding in 1993. As the executive director of Equi-Ed, Maxine dedicated herself to empowering others through therapeutic riding, a passion that stemmed from her lifelong love of horses and helping people.





Equi-Ed was part of Santa Rosa City Schools' special education department and maintained affiliations with Santa Rosa Junior College's adapted physical education and equine science departments. Maxine was an equine science instructor, a counselor to at-risk students at Santa Rosa Junior College, and a counselor to at-risk students at Santa Rosa City School.

A fourth-generation native Californian, horses ran in Maxine's blood. Her grandfather drove a Red Cross ambulance cart during the 1906 San Francisco earthquake and operated the first livery stable in Mission San Jose.

Maxine's educational and professional journey was a testament to her dedication and passion. She earned her bachelor of science degree in therapeutic recreation, with a minor in gerontology and psychology, and a master of science degree in counseling psychology and educational administration at Santa Clara University. Her love for horses and helping people led her to obtain her advanced-level certification in riding instruction and vaulting instructor certification through the Certified Horsemanship Association and Centered Riding Instructor training. She also had a Professional Association for Therapeutic Horsemanship (PATH) International Accreditation.

Since 1993, Maxine had designed riding lessons for individuals with special needs. and mentored several aspiring instructors through certified therapeutic riding instructors.

In 2015, 2016, and 2017, Maxine directed a showcase of horsemanship at Shone Farm, the outdoor agricultural learning laboratory of the Santa Rosa Junior College. In the summer of 2018, Maxine designed and directed programs for children ages 6 to 14 who had lost homes in the 2017 Sonoma County fires. Called Horse Hugs Help and Phoenix Rising, these day programs served approximately 30 children who learned how to handle horses.

In the summer of 2022, Maxine designed and directed My Pony Friends, a one-week camp for special needs children.

Maxine's commitment to excellence earned her numerous accolades, including the Sonoma County Horse Council (SCHC) Equus Award in 2006. In 2009, the Equi-Ed program horse Little Bit garnered the PATH International Equine of the Year for Region 11. In 2011, PATH International named Maxine Region 11 Instructor of the Year Award. EQUI-ED has received the City of Santa Rosa Merit Award, and this year, the SCHC Equus Award went to Equi-Ed's Charlotte, the Wonder Pony.

Further this year, the Center for Volunteer & Nonprofit Leadership of Sonoma County honored Maxine with the Lifetime Achievement Award.

For the past 30 years, Maxine had believed in the power of healing through therapeutic horseback riding. Maxine's spirit lives in the memories of those she touched and the legacy she leaves behind. Her passion, generosity, and unwavering dedication to making the world a better place will continue to inspire all who knew her.

LARSEN'S FEED
& Pet Supply Center
FAMILY OWNED & OPERATED SINCE 1974!
50 YEAR ANNIVERSARY
• Tack
• Equine Supplements
• Horse & Dog Blankets
• Tarps & Boots
• Food & Supplies for Dogs, Cats, Rabbits, Birds, Guinea Pigs, Chickens
• Vaccines
• High Quality Hay
• Straw & Shavings
• Cages & Coops
• Baby Chicks (seasonally)
FULL LINE OF LMF:
Super Supplement
Digest 911
Senior
Showtime
Gentle Balance
Gold
Performance
Low NSC Stage 1
Low NSC Complete
Senior Low Carb
Development
California Complete
Alice & Bob Larsen
SCHC Equus Award
2007
GO LOCAL Sonoma County MEMBER
STABLE MIX
FARMERS BEST FEED
WE DELIVER
Sonoma, Marin
& Napa County!
Monday-Friday 8:30am-5:30pm • Saturday 8:30am-5:00pm • Sunday 9:30am-2:00pm
7400 Gravenstein Highway, Cotati • 707-527-7328 and 707-795-4106
www.larsensfeedandpetsupply.com

SONOMA COUNTY HORSE COUNCIL
PO BOX 7157, SANTA ROSA, CA 95407

PREMIER HOMES & COUNTRY ESTATES





UNPARALLELED BLEND OF LUXURY LIVING AND EQUESTRIAN ELEGANCE

This 73.9-acre estate offers a turn-key equestrian facility with lush pastures, a 15-stall barn, a round pen, a 125' x 250' covered arena, riding trails, and a 60' x 60' shop. Take in world-class Sonoma County views from your luxury tri-leveled custom home with 6,368 square feet of living space where attention to detail is evident. Indulge in the resort-style living with a luxurious yard and pool area. But it doesn't stop there... There are two additional dwellings, a two-bedroom with two baths and a four-bedroom with three baths that are ideal for friends and family or can be used to generate rental income. With 73.9 sub-dividable acres and the groundwork already started with a site map for sub-division, the potential for this property is limitless. $5,500,000 Call Sharon for an appointment to preview. (Courtesy of Vanguard Properties)

Sharon Vallejo
Broker Associate
Cell 707.953.4788
sharon@premierhce.com
PremierHCE.com
DRE#00826851

COMPASS
127 Fourth Street
Petaluma, CA 94952



PHOTO: DAWN HEUMANN

COMPASS

COMPASS EQUINE DIVISION

Brokers do not guarantee development potential, business income or return on real estate investments. Buyers to assure themselves fully of their ability to use property for their intended purpose.